

# JVC

Blu-ray Disc™ & HDD Recorder

# SR-HD1700 SR-HD1350



Blu-ray Disc™ and HDD Combo Recorder



# Combo Deck Enhances Compatibility and Simplicity

Record BDMV, BDAV, DVD-VR and DVD-Video discs directly from a variety of sources, or from the internal high-capacity hard disk drive, and ensure compatibility with the widest range of players.



## ■ Direct Recording on Disc

It is possible to record BDMV, BDAV, DVD-VR and DVD-Video discs directly from a variety of sources in addition to dubbing from the deck's internal high-capacity HDD.



## ■ Supports import of MOV and MXF files

The deck supports import of MOV and MXF\* files from JVC ProHD cameras (GY-HM890/HM850, GY-HM600, etc.) recorded in HQ mode (35Mbps) or SP mode (25Mbps/19Mbps). You can perform simple editing at the deck's HDD with no need for a computer, and output the result to a Blu-ray Disc.

\*MXF file import only on the SR-HD1700.

## ■ LAN Transfer Capability (SR-HD1700 only)

Video files edited on a PC using NLE can be uploaded to the SR-HD1700 for creation of a Blu-ray Disc.

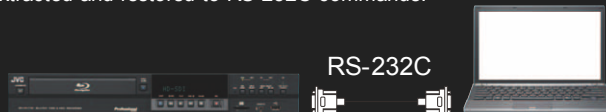
## ■ Continuous long-time recording capability

It is possible to record continuously up to 24 hours on Blu-ray or 8 hours on DVD, which can be helpful in applications such as facility surveillance, monitoring, and checking on-air content at a broadcast station. When continuous recording time is reached, the recorder stops once, then resumes recording until the media becomes full.\*1, \*2

\*1 Files become separated when recording is stopped and resumed.  
\*2 Depending on the standard of the Blu-ray Disc being used, it may not be possible to record until completely full.

## ■ RS-232C or LAN external control (SR-HD1700 only)

For usage in specialized PC controlled systems, the deck is equipped with an RS-232C terminal that enables external control via PC. Besides enabling control of recording and playback of various media, a vast array of control protocols provide Title/Chapter direct selection and other functions essential for content export. The ability to send remote control codes also helps to simplify operations. When sending RS-232C signals from a PC to the deck, it is possible to bundle commands in a packet and send it via LAN to the deck, where the packet commands are extracted and restored to RS-232C commands.

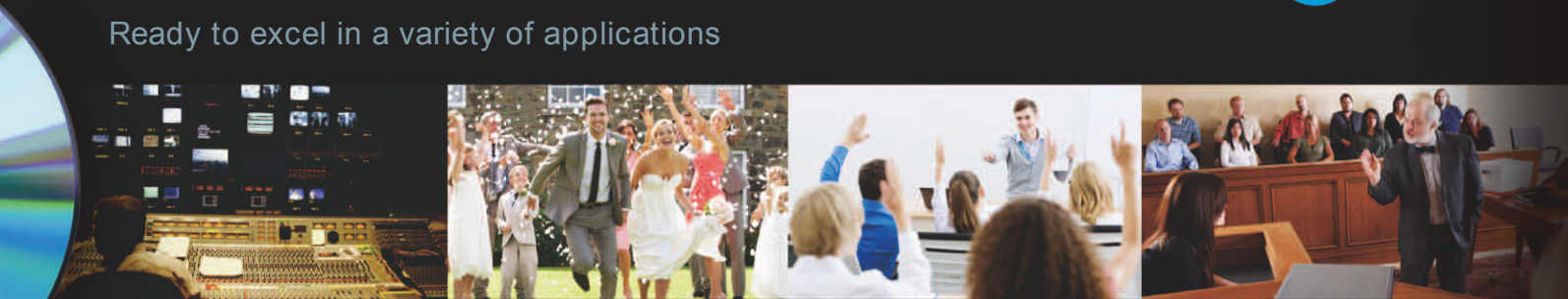


# A versatile tool for any application

To allow playback on common Blu-ray/DVD players, the SR-HD1700/HD1350 supports industry standard recording formats, BDMV and DVD-Video. Just connect a camcorder, switcher, PC, VTR or other source to the SR-HD1700/HD1350 and use the direct recording mode to import the footage, and you will have a disc that is ready for playback the moment recording is finished. This convenient versatility will make it an essential deck in a variety of applications, including broadcasting and post production, as well as education, live events, and the public sector.



## Ready to excel in a variety of applications



### ■ Studios & Post Production

Use it to check aired content, rehearsals, and material in production. Handy for burning disks to check edited clips.

### ■ Concerts & Events

Concerts, sporting events and weddings can be burned to disc in real time, or recorded to the onboard hard disc drive for simple duplication.

### ■ Educational Facilities

Lectures and seminars can be archived or provided to students. Recording to the hard drive enables editing before burning discs for distribution.

### ■ Public Sector

Record proceedings at governmental and judicial facilities to keep records and distribute to members. A secondary source to augment stenographers.

### ■ Connect to non-HDCP supporting equipment

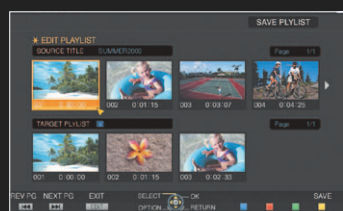
Copyright-free material can be output through HDMI with the option of applying HDCP encryption.

### ■ Dual BD formats supported

BDMV and BDAV modes are selectable for recording on Blu-ray. By contrast, BDAV mode discs enable new footage to be added later, as well as editing. Full HD images can be stored in their original MPEG2 format, providing an ideal file backup.

### ■ Convenient editing functions including Playlist and Cut Edits

It is possible to apply Playlist and Cut Edits to titles stored on the internal hard drive, so you can create edited videos that meet your specific needs. You can also create Auto Repeat discs that automatically loop the program for continuous playback.



Playlist Edit on-screen display

### ■ Dubbing Function

Direct HD video recording onto a Blu-ray Disc is possible, as well as down-convert HD and SD recording to a DVD disc, without having to connect to a PC. Blu-ray Discs burned in BDMV mode can be played on other decks and allow inclusion of menus, making them ideal for distribution and demo disc applications.

### ■ User-friendly Features

- | Create Repeat Playback discs
- | No Operation (Mode Lock) and Disc Tray Lock functions
- | Last Function Memory and Resume functions
- | Status display



## Product view

### ■ Front Panel



### ■ Rear Panel



SR-HD1700US model rear panel photo shown.

## Recommended JVC camcorders

As the SR-HD1700 and SR-HD1350 support .MOV and MXF files recorded on JVC ProHD camcorders, the following models are recommended:



GY-HM890/ 850

Compact shoulder HD/SD memory card camcorder with 20x Fujinon lens



GY-HM650/ 600

Hand-held 3CMOS camcorder



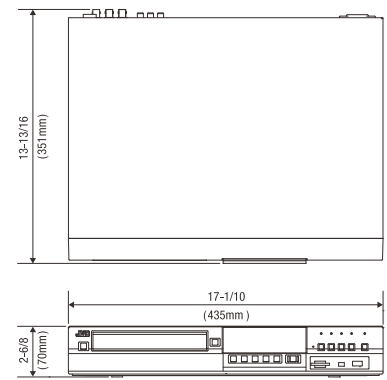
GY-HM150

Compact hand-held 3-CCD camcorder

## Specifications

Recording Function		SR-HD1700	SR-HD1350
HDD storage capacity		500GB	320GB
Video recording system		H.264 (MPEG-4 AVC), MPEG-2 TS, MPEG-2 PS, JPEG (Still)	
Audio recording system		Dolby Digital, Linear PCM	
Importable data format (to HDD)		MOV <sup>1</sup> , MXF <sup>2</sup>	—
		AVCHD, HDV, DV, JPEG, BDAV, BDMV, DVD-Video/VR, Everio backup disc	
<b>Recordable Media</b>			
Blu-ray Disc		BD-R (SL/DL), BD-RE (SL/DL) <sup>3</sup>	
DVD		DVD-R (SL/DL), DVD-RW	
SD card (still)		SDXC <sup>4</sup> , SDHC, SD	
<b>Playable Media</b>			
Blu-ray Disc		BD-Video, BD-R (SL/DL), BD-RE (SL/DL)	
DVD		DVD-Video, DVD-R (SL/DL), DVD-RW, DVD-RAM, DVD+R (SL/DL), +RW	
CD		CD, CD-R, CD-RW	
SD card (AVCHD/still)		SDXC <sup>4</sup> , SDHC, SD	
<b>Recordable/Playable Disc Format</b>			
Recordable disc format	BDAV	BD-R (SL/DL), BD-RE (SL/DL) <sup>3</sup>	
	BDMV (HDMV)	BD-R (SL/DL), BD-RE (SL/DL) <sup>3</sup>	
	DVD-Video	DVD-R (SL/DL), DVD-RW	
	DVD-VR	DVD-R (SL/DL), DVD-RW	
	JPEG	BD-RE, SDXC <sup>4</sup> , SDHC, SD	
Playable disc format	BDAV	BD-R (SL/DL), BD-RE (SL/DL) <sup>3</sup>	
	BDMV (HDMV)	BD-R (SL/DL), BD-RE (SL/DL) <sup>3</sup>	
	DVD-Video	DVD-R (SL/DL), DVD-RW, DVD+R (SL/DL), +RW	
	DVD-VR (CPRM enabled)	DVD-R (SL/DL), DVD-RW, DVD-RAM	
	AVCHD	DVD-R (SL/DL), DVD-RW, DVD-RAM, SDXC <sup>4</sup> , SDHC, SD	
	JPEG	BD-RE (SL/DL), SDXC <sup>4</sup> , SDHC, SD, Everio backup disc (DVD-R/RW)	
	CD-DA	Yes	
Everio back-up disc	Yes		
<b>Recording Mode</b>			
MPEG-2 TS		DR	
H.264 (MPEG-4 AVC)		AF, AN, AL, AE	
MPEG-2 PS		XP, SP, LP, EP, FR	
<b>Inputs and Outputs**</b>		SR-HD1700	SR-HD1350
Video Input and Output		1 Vp-p, 75 Ω (BNC)	
Audio Input and Output		2Vrms (pin jack)	
S-video input/output		Y: 1.0 Vp-p, 75 Ω; C: 0.286 Vp-p, 75 Ω	
DV input		4-pin for DV, HDV IN	
Remote input		3.5 mm diameter jack	
Serial command		RC-232C (D-sub 9-pin)	—
LAN		10Base-T/100Base-TX, RJ-45	—
Component video output		Y: 1.0 Vp-p, 75 Ω CB/CR, PB/PR: 0.7 Vp-p, 75 Ω	
HDMI output		19-pin type A (Deep Color, x.v.Color)	
USB terminal		USB2.0	
SD memory card		SDXC <sup>4</sup> , SDHC, SD	
<b>Accessories</b>			
Supplied accessories		AC power cord (US/ER/AG x1, EU: x2) infrared remote control unit, "AA" battery x 2, Instruction book (paper, CD-ROM)	
<b>General</b>			
Power requirements		US: AC 120 V 60 Hz EU/ER/AG: AC220V ~ 240V, 50/60Hz	
Power consumption	Power on/off (stand-by and no FL display)	36 W/0.5 W	
	Temperature	Operating 41°F to 95°F (5°C to 35°C) Storage 41°F to 95°F (5°C to 35°C)	
Operating position		Horizontal only	
Dimensions (W x H x D)		17-1/10" x 2-6/8" x 13-13/16" (435 mm x 70 mm x 351 mm)	
Weight		11.2 lbs (5.3 kg)	
*1: From the GY-HM series camcorder (video codec: MPEG2) *2: From the GY-HM650/850/890 camcorder (video codec: MPEG2) *3: Not compatible with Ver. 1.0 *4: USB card reader required.			
NOTE: Disc playability may vary depending on the contents, media and quality of the recording.			

## External dimensions



Unit: inches (mm)

DISCLAIMER: The recording of content on this device may require permission from the owner of the copyright or other such rights for that content. JVCKENWOOD has no authority to, does not grant permission, and explicitly disclaims any right, ability or intention to obtain such permission on the operator's behalf. It is the responsibility of the operator to ensure that the use of this device complies with any and all applicable copyright legislation.

E. & O.E. Design and specifications are subject to change without notice.

"Blu-ray Disc" and "Blu-ray Disc" logo are trademarks. "AVCHD" and the "AVCHD" logo are trademarks of Panasonic Corporation and Sony Corporation. HDMI, the HDMI logo and High-Definition Multimedia Interface are trademarks or registered trademarks of HDMI Licensing LLC. "Dolby" and the double-D symbol are trademarks of Dolby Laboratories. The i.LINK logo is a trademark of Sony Corporation. DTS is a registered trademark and the DTS logos, Symbol, DTS-HD and DTS-HD Master Audio Essential are trademarks of Digital Theater Systems, Inc. The SD and SDHC logos are trademarks of the SD Card Association. Java and all Java based trademarks and logos are trademarks or registered trademarks of Sun Microsystems, Inc. in the U.S. and other countries. All other brand or product names may be trademark and/or registered trademarks of their respective holders. Any rights not expressly granted herein are reserved.

Copyright © 2014 JVC KENWOOD Corporation. All Rights Reserved.

# JVC

DISTRIBUTED BY

www.jvc.com

Printed in Japan

KCS-8430

"JVC" is the trademark or registered trademark of JVC KENWOOD Corporation.